



NetSure™ 5100 Ordering Guide

-48V DC Power System
582137100, 58870530036



NetSure™ 5100 Ordering Guide

Description

The NetSure™ 5100 Series, a compact -48 volt 600 A DC power solution, features an advanced control unit, up to (29) positions for 2000 W high-efficiency eSure™ rectifiers or -58V/2000 watt peak or +24V/1500 watt converters or 2000 W solar converters, a single, bulk or dual row distribution cabinet, and hybrid and solar connectivity panels. The power system supports 19" W and 23" W rack mounting and is available in a number of configurations, designed to work with a wide range of applications.

The distribution cabinet supports up to (52) 1 A to 300 A circuit breakers or 1 A to 100 A TPS/TLS fuses. Options for battery disconnect breaker positions and dual voltage (-48 V/-58 V or +24 V) breaker positions are available. Multiple LVD levels are supported, allowing load prioritization in up to two steps.

Remote monitoring and control is supported through multiple web browsers including IE, Firefox, Chrome and Safari. Standard supported protocols include ModBus and SNMP. Encrypted security is also available as an option. Local access is provided through the controllers' keypad and TFT display. NetSure DC Power systems from Vertiv offer extremely low failure rates, as well as low total cost of ownership.

The 2000 W eSure™ rectifier delivers peak system efficiency above 96%. Maximum value is achieved by an advanced energy optimization function known as ECO mode, enabling significant energy savings even at low loads.



Table of Contents

Step 1. Choose How the Power System will be Mounted	3
Step 2. Optional – Choose 19" W or 23" W Relay Rack	3
Step 3. Choose Distribution Cabinet or Bulk Power Shelf	4
Step 4. Choose Distribution Panels	5
Step 5. Optional – Choose 20 Position GMT Fuse Module	7
Step 6. Choose Distribution/Battery Devices for Selected Distribution Panels	8
Step 6a. Choose Bullet-Nose Type Circuit Breaker	8
Step 6b. Choose TLS/TPS Fuses with Bullet-Type Fuse Holders	9
Step 6c. Choose GMT Fuses with GMT Fuse Module	10
Step 6d. Choose Bullet Nose Bypass Bus Bar	10
Step 7. Optional – Choose Adapters & Hardware	11
Step 8. Optional – Choose Low Voltage Disconnect	11
Step 9. Choose 19" W or 23" W Rectifier/Converter Module Shelves	12
Step 10. Optional – Choose AC Cords	13
Step 11. Choose Controller	13
Step 12. Optional – Choose Controller Interfaces	14
Step 13. Optional – Choose Battery Tray(s) & Battery Tray Accessories	15
Step 14. Optional – Choose Hybrid Panel & Hybrid Breakers	17
Step 15. Optional – Choose Solar Panel Disconnect Panel & Breakers	18
Step 16. Optional – Choose Accessories	18
Step 17. Order Rectifiers and Converter Modules	19

Note 1: Click on the step above to jump to that page.

Note 2: To return to the Table of Contents, click on the header of any page.

Requester Contact Information:

Name*

Company*

Address*

Zip Code*

Email*

Phone*

Please **SAVE** this form to your desktop. Then press the submit button below

* These are required fields. Please complete.



eSure Rectifier, R48-2000e3



19" W NetSure 5100 DC Power System



23" W NetSure 5100 DC Power System

Step 1. Choose How the Power System will be Mounted

Select one, quantity of one.

Mount	Description	Qty.
Relay rack mount	5" projection	
Relay rack mount	Flush projection	
Data cabinet mount	Flush projection (19"W systems only)	
Vertiv outside plant cabinet		

Step 2. Optional – Choose 19" W or 23" W Relay Rack







Select one, quantity of one.

List Number	Vertiv™ Part Number	Description	Qty.	Rack Space	Notes
n/a	559817	Relay rack, 51.906"H x 24.376"W x 15"D		28 RU	23" W - Welded.
n/a	559819	Relay rack, 84.000"H x 25.000"W x 15"D		45 RU	23" W - Seismic.
n/a	559818	Relay rack, 72.000"H x 24.375"W x 15"D		37 RU	23" W - Welded.
n/a	559820	Relay rack, 84.000"H x 24.375"W x 15"D		45 RU	23" W - Welded.
n/a	559821	Relay rack, 90.000"H x 24.375"W x 15"D		48 RU	23" W - Welded.
n/a	559822	Relay rack, 96.000"H x 24.375"W x 15"D		51 RU	23" W - Welded.
n/a	562353	Relay Rack, 84.000"H x 25.800"W x 18"D		45 RU	23" W - Seismic*
n/a	559824	Relay rack, 84.000"H x 21.000"W x 15"D		45 RU	19" W - Welded.
n/a	559823	Relay rack, 84.000"H x 20.375"W x 15"D		45 RU	19" W - Seismic.
n/a	563922	Relay rack, 84.000"H x 21.800"W x 18"D		45 RU	19" W - Seismic*

* For power systems mounted in relay racks with more than one battery tray.



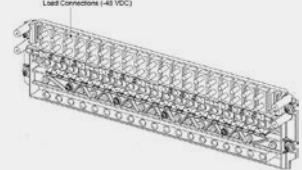

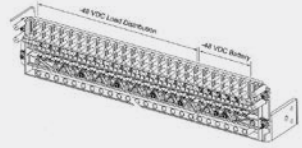
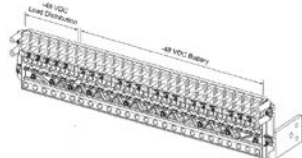

Step 3. Choose Distribution Cabinet or Bulk Power Shelf

Select one, quantity of one.

List Number	Vertiv™ Part Number	Description	Qty.	Rack Space	Notes	Pictorial
n/a	58870530036	Bulk output shelf e/w controller slot, 19" W. Skip to Step 9 .		1 RU	Stand alone system.	
List 20	58213710020	Distribution cabinet, one row, 19" W		4 RU	Accepts one distribution panel.	
List 21	58213710021	Distribution cabinet, two rows, 19" W		8 RU	Accepts two distribution panels.	
List 25	58213710025	Distribution cabinet, one row, 23" W		4 RU	Accepts one distribution panel.	
List 26	58213710026	Distribution cabinet, two rows, 23" W		8 RU	Accepts two distribution panels including a split bus, dual voltage panel.	
List 27	58213710027	Distribution cabinet, one row, 23" W		4 RU	Accepts one List DF (26) position distribution panel. No LVD can be used with this distribution cabinet.	

Step 4. Choose Distribution Panels

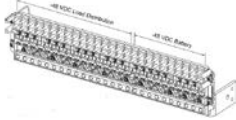

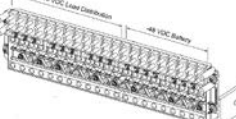


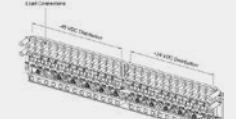
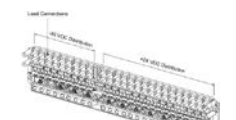


Select one per row. Two row cabinet must include (2) panels. Note restrictions.

List Number	Vertiv™ Part Number	Description	Qty.	Notes	Pictorial
List AA	582137100AA	23" W distribution panel, 24 load-position bullet		Mounts in single row cabinet.	
List AB	582137100AB	23" W distribution panel, 26 load-position bullet		Mounts in two row cabinet.	
List AN	582137100AN	19" W distribution panel, 19-position bullet		Mounts in single row cabinet.	
List AO	582137100AO	19" W distribution panel, 21-position bullet		Mounts in two row cabinet.	
List BA	582137100BA	23" W distribution/battery panel, 18 load/6 battery-position bullet		Mounts in single row cabinet.	
List BB	582137100BB	23" W distribution/battery panel, 6 load/20 battery-position bullet		Mounts in two row cabinet (bottom row only).	
List BC	582137100BC	23" W distribution/battery panel, 16 load/8 battery-position bullet		Mounts in single row cabinet.	

NetSure™ 5100 Ordering Guide

Step 4. (continued)

Select one per row. Two row cabinet must include (2) panels. Note restrictions.

List Number	Vertiv™ Part Number	Description	Qty.	Notes	Pictorial
List BD	582137100BD	23" W distribution/battery panel, 16 load/10 battery-position bullet		Mounts in two row cabinet (bottom row only).	
List BN	582137100BN	19" W distribution/battery panel, 14 load/5 battery-position bullet		Mounts in single row cabinet.	
List BO	582137100BO	19" W distribution/battery panel, 12 load/9 battery-position bullet		Mounts in two row cabinet (bottom row only).	
List DA	582137100DA	23" W dual voltage distribution panel, (21) 48V/(4) 24V DC load-position bullet		Mounts in 23" W two row cabinet (top row only).	
List DB	582137100DB	23" W dual voltage distribution panel, (17) 48V/(8) 24V DC load-position bullet		Mounts in 23" W two row cabinet (top row only).	
List DC	582137100DC	23" W dual voltage distribution panel, (13) 48V/(12) 24V DC load-position bullet		Mounts in 23" W two row cabinet (top row only).	
List DD	582137100DD	23" W dual voltage distribution panel, (9) 48V/(16) 24V DC load-position bullet		Mounts in 23" W two row cabinet (top row only).	
List DE	582137100DE	23" W dual voltage distribution panel, (5) 48V/(20) 24V DC load-position bullet		Mounts in 23" W two row cabinet (top row only).	
List DF	582137100DF	23" W Distribution panel, 26 Load-position bullet w/return bar		Mounts in single row List 27 cabinet.	

Step 4. (continued)

Select one per row. Two row cabinet must include (2) panels. Note restrictions.

List Number	Vertiv™ Part Number	Description	Qty.	Notes	Pictorial
List FA	582137100FA	23" W dual voltage distribution panel, (22) 48V/(4) 58V DC load-position bullet		Mounts in 23" W two row cabinet (top row only)	
List FB	582137100FB	23" W dual voltage distribution panel, (18) 48V/(8) 58V DC load-position bullet		Mounts in 23" W two row cabinet (top row only)	
List FC	582137100FC	23" W dual voltage distribution panel, (14) 48V/(12) 58V DC load-position bullet		Mounts in 23" W two row cabinet (top row only)	
List FD	582137100FD	23" W dual voltage distribution panel, (10) 48V/(16) 58V DC load-position bullet		Mounts in 23" W two row cabinet (top row only)	
List FE	582137100FE	23" W dual voltage distribution panel, (6) 48V/(20) 58V DC load-position bullet		Mounts in 23" W two row cabinet (top row only)	
List FF	582137100FF	23" W single voltage distribution panel, (26) 58V DC load-position bullet		Mounts in 23" W two row cabinet (top row only)	
List GB	582137100GB	23" W single voltage distribution panel, (26) 58V DC load-position bullet		Mounts in 23" W two row cabinet (bottom row only)	

Note: List GB cannot be paired with a List DA-DF panel in the top row.

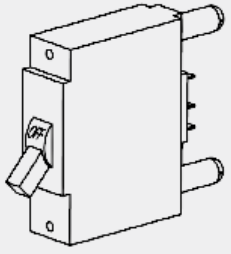
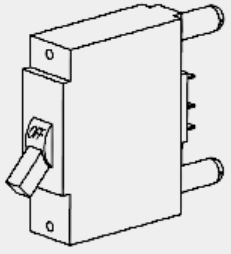
Step 5. Optional – Choose 20 Position GMT Fuse Module

Note: Not available with 58870530036 bulk output shelf.

List Number	Vertiv™ Part Number	Description	Qty.	Notes
List KG	582137100KG	(20) position GMT fuse panel		Mounts below last rectifier shelf

Step 6. Choose Distribution/Battery Devices for Selected Distribution Panels

Step 6a. Choose Bullet-Nose Type Circuit Breaker

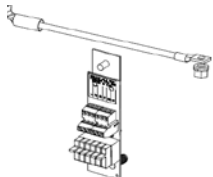

List Number	Vertiv™ Part Number	Ampere Rating	Description	Qty.	Notes	Pictorial
Electrical/Mechanical Trip Toggle Handle Bullet Breakers						
n/a	101596	1	Black toggle handle		Occupies one position.	
n/a	101597	3	Black toggle handle		Occupies one position.	
n/a	101598	5	Black toggle handle		Occupies one position.	
n/a	101599	10	Black toggle handle		Occupies one position.	
n/a	101600	15	Black toggle handle		Occupies one position.	
n/a	101601	20	Black toggle handle		Occupies one position.	
n/a	101602	25	Black toggle handle		Occupies one position.	
n/a	101603	30	Black toggle handle		Occupies one position.	
n/a	101604	35	Black toggle handle		Occupies one position.	
n/a	101605	40	Black toggle handle		Occupies one position.	
n/a	121997	45	Black toggle handle		Occupies one position.	
n/a	101606	50	Black toggle handle		Occupies one position.	
n/a	101607	60	Black toggle handle		Occupies one position.	
n/a	101608	70	Black toggle handle		Occupies one position.	
n/a	101609	75	Black toggle handle		Occupies one position.	
n/a	121995	80	Black toggle handle		Occupies one position.	
n/a	138887	90	Black toggle handle		Occupies one position, space required.	
n/a	101610	100	Black toggle handle		Occupies one position, space required.	
n/a	516838	125	Black toggle handle		Occupies two positions, space required.	
n/a	516839	150	Black toggle handle		Occupies two positions, space required.	
n/a	144884	175	Black toggle handle		Occupies two positions, space required.	
n/a	121832	200	Black toggle handle		Occupies two positions, space required.	
n/a	144886	225	Black toggle handle		Occupies three positions, space required.	
n/a	121836	250	Black toggle handle		Occupies three positions, space required.	
n/a	149076	300	Black toggle handle		Occupies three positions, space required.	
Electrical Trip Toggle Handle Bullet Breakers						
n/a	102272	1	White toggle handle		Occupies one position.	
n/a	102273	3	White toggle handle		Occupies one position.	
n/a	102274	5	White toggle handle		Occupies one position.	
n/a	102275	10	White toggle handle		Occupies one position.	
n/a	102276	15	White toggle handle		Occupies one position.	
n/a	102277	20	White toggle handle		Occupies one position.	
n/a	102278	25	White toggle handle		Occupies one position.	
n/a	102279	30	White toggle handle		Occupies one position.	
n/a	102280	35	White toggle handle		Occupies one position.	
n/a	102281	40	White toggle handle		Occupies one position.	
n/a	121998	45	White toggle handle		Occupies one position.	

List Number	Vertiv™ Part Number	Ampere Rating	Description	Qty.	Notes	Pictorial
Electrical Trip Toggle Handle Bullet Breakers						
n/a	102282	50	White toggle handle		Occupies one position.	
n/a	102283	60	White toggle handle		Occupies one position.	
n/a	102284	70	White toggle handle		Occupies one position.	
n/a	102285	75	White toggle handle		Occupies one position.	
n/a	121996	80	White toggle handle		Occupies one position.	
n/a	138887	90	White toggle handle		Occupies one position, space required.	
n/a	102286	100	White toggle handle		Occupies one position, space required.	
n/a	516991	125	White toggle handle		Occupies two positions, space required.	
n/a	516993	150	White toggle handle		Occupies two positions, space required.	
n/a	144883	175	White toggle handle		Occupies two positions, space required.	
n/a	121831	200	White toggle handle		Occupies two positions, space required.	
n/a	144885	225	White toggle handle		Occupies three positions, space required.	
n/a	121835	250	White toggle handle		Occupies three positions, space required.	
n/a	149075	300	White toggle handle		Occupies three positions, space required.	

Step 6b. Choose TLS/TPS Fuses with Bullet-Type Fuse Holders


List Number	Vertiv Part Number	Ampere Rating	Description	Qty.	Notes	Pictorial
n/a	117201	-	Fuse holder, TLS/TPS, bullet type		Order one fuse holder per fuse.	
n/a	248230900	3	TLS/TPS fuse		Occupies one position.	
n/a	248231000	5	TLS/TPS fuse		Occupies one position.	
n/a	248231200	6	TLS/TPS fuse		Occupies one position.	
n/a	248231500	10	TLS/TPS fuse		Occupies one position.	
n/a	248231800	15	TLS/TPS fuse		Occupies one position.	
n/a	248232100	20	TLS/TPS fuse		Occupies one position.	
n/a	248232400	25	TLS/TPS fuse		Occupies one position.	
n/a	248232700	30	TLS/TPS fuse		Occupies one position.	
n/a	248233300	40	TLS/TPS fuse		Occupies one position.	
n/a	248233900	50	TLS/TPS fuse		Occupies one position.	
n/a	248234200	60	TLS/TPS fuse		Occupies one position.	
n/a	248234500	70	TLS/TPS fuse		Occupies one position.	
n/a	118413	80	TLS/TPS fuse		Occupies one position.	
n/a	118414	90	TLS/TPS fuse		Occupies one position, fuse holder space required.	
n/a	118415	100	TLS/TPS fuse		Occupies one position, fuse holder space required.	

Step 6c. Choose GMT Fuses with GMT Fuse Module

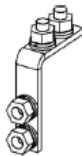
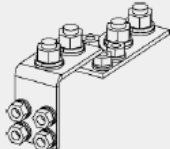
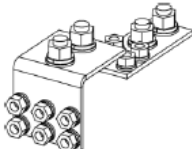
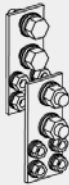


List Number	Vertiv™ Part Number	Ampere Rating	Description	Qty.	Notes	Pictorial
n/a	559737	–	Fuse module, six GMT fuse positions		Occupies two bullet positions. Mounts in single row distribution panel system or top row of dual row distribution panel system.	
n/a	549017	–	Fuse module, six GMT fuse positions		Occupies two bullet positions. Mounts in bottom row of dual row distribution panel system.	
n/a	248610301	18/100	GMT fuse		Occupies one position.	
n/a	248610200	1/4	GMT fuse		Occupies one position.	
n/a	248610300	1/2	GMT fuse		Occupies one position.	
n/a	248610500	3/4	GMT fuse		Occupies one position.	
n/a	248610700	1-1/3	GMT fuse		Occupies one position.	
n/a	248610800	2	GMT fuse		Occupies one position.	
n/a	248610900	3	GMT fuse		Occupies one position.	
n/a	248611000	5	GMT fuse		Occupies one position.	
n/a	248611300	7-1/2*	GMT fuse		Occupies one position.	
n/a	248611200	10*	GMT fuse		Occupies one position.	
n/a	248611500	15	GMT fuse		Occupies one position, space required.	
n/a	102774	–	Replacement safety cover	–		
n/a	248872600	–	Replacement dummy fuse		Occupies one position.	

* Space required when operating at 65 °C.

Step 6d. Choose Bullet Nose Bypass Bus Bar

List Number	Vertiv Part Number	Description	Qty.	Notes	Pictorial
n/a	535015	Bullet nose bypass busbar			

Step 7. Optional – Choose Adapters & Hardware

List Number	Vertiv™ Part Number	Number of Poles	Description	Qty.	Notes	Pictorial
n/a	559803	1 Pole	Lug adapter kit		Right angle adapter converts (1) load position (1/4-20 on 5/8" centers) to (1) load landing (1/4-20 on 5/8" centers).	
n/a	559804	2 Pole	Lug adapter kit		Right angle load busbar and straight return busbar for rear wiring egress converts (2) load positions (1/4-20 on 5/8" centers) to (1) landing (3/8-16 on 1" centers).	
n/a	559805	3 Pole	Lug adapter kit		Right angle load busbar and straight return busbar for rear wiring egress converts (3) load positions (1/4-20 on 5/8" centers) to (1) landing (3/8-16 on 1" centers).	
n/a	534449	2 Pole	Lug adapter kit		Includes (1) busbar that mounts on the two lug landing positions of a 125 A, 150 A, or 200 A bullet nose circuit breaker, and provides a landing for one standard two-hole lug having 3/8" bolt clearance holes on 1" centers. Also includes (1) busbar that mounts on two landings of the associated ground return bar (if furnished), and provides one landing for a standard two-hole lug having 3/8" bolt clearance holes on 1" centers. All busbar and lug mounting hardware is included. Order (1) part no. 534449 per 125 A, 150 A, and 200 A bullet nose circuit breaker ordered.	
n/a	514714	3 Pole	Lug adapter kit		Includes (1) busbar that mounts on the three lug landing positions of a 225 A through 300 A bullet nose circuit breaker, and provides one landing for a standard two-hole lug having 3/8" bolt clearance holes on 1" centers. Also includes (1) busbar that mounts on three landings of the associated ground return bar (if furnished), and provides one landing for a standard two-hole lug having 3/8" bolt clearance holes on 1" centers. All busbar and lug mounting hardware is included. Order (1) part no. 514714 per 225 A through 300 A bullet nose circuit breaker ordered.	
n/a	545412DCP	-	Lug hardware kit		(4) 1/4-20 nuts, lock washers, and flat washers.	

Step 8. Optional – Choose Low Voltage Disconnect

Select either low-voltage battery disconnect (List LB) or load disconnect (List LL) for a single row distribution cabinet. For a dual row cabinet, select either List LB or List LL or select both.

List Number	Vertiv Part Number	Description	Qty.	Notes
List LB	582137100LB	Low voltage battery disconnect		Maximum of one in a system.
List LL	582137100LL	Low voltage load disconnect		Maximum of one in a system. On dual row cabinet contactor only disconnects bottom row.

NetSure™ 5100 Ordering Guide

Step 9. Choose 19" W or 23" W Rectifier/Converter Module Shelves



Select one List 30 for each module shelf chosen except when 58870530036 is chosen. Select one shelf with a controller slot and then select expansion shelves. For conduit input order a List 40, 45 or 46 and the hard-wired module shelves.



19" W NetSure 5100 Shelf



23" W NetSure 5100 Shelf

List Number	Vertiv™ Part Number	Description	Qty.	Rack Space	Notes	Pictorial
List 30	58213710030	Interface components for 1RU module, shelf	n/a		Order one for each module shelf that is ordered other than when the 58870530036 shelf is chosen.	
List 40	58213710040	19" W AC/Solar input termination panel	n/a		Order for individual solar or AC input in conduit.	
List 45	58213710045	23" W AC/Solar input termination panel	n/a		Order for individual solar or AC input in conduit.	
List 46	58213710046	23" W AC input termination panel	n/a		Order for AC input in conduit. Each AC feed picks up two rectifiers. For use with up to (3) shelves.	
Module Shelves e/w Controller						
n/a	58870530011	23" W shelf e/w controller slot. Holds (5) rectifier or solar converter modules. Hard-wire AC.		1 RU	For use with AC input that will be in conduit. Requires List 45 or 46.	
n/a	58870530014	23" W shelf e/w controller slot. Holds (5) rectifier or solar converter modules. Hard-wire AC with cord clamp.		1 RU	For use in Vertiv cabinets.	
n/a	58870530015	23" W shelf e/w controller slot. Holds (5) rectifier or solar converter modules. Molex cord connectors.		1 RU	For use with Molex AC cords.*	
n/a	58870530031	19" W shelf e/w controller slot. Holds (4) rectifier or solar converter modules. Hard-Wire AC.		1 RU	For use with AC input that will be in conduit. Requires List 40.	
n/a	58870530034	19" W shelf e/w controller slot. Holds (4) rectifier or solar converter modules. Hard-wire AC with cord clamp.		1 RU	For use in Vertiv cabinets.	
n/a	58870530035	19" W shelf e/w controller slot. Holds (4) rectifier or solar converter modules. Molex cord connectors.		1 RU	For use with Molex AC cords.*	
Bulk Output Shelf						
n/a	58870530036	19" bulk output stand-alone shelf e/w controller slot. Holds (4) rectifier modules. AC input consists of molex cord connectors. Shelf comes with output bus bar lug landing points for customer lugs.		1 RU	For use with Molex AC cords*. No distribution required. System requires, controller, rectifiers, AC cords.	
Module Shelves for Expansion						
n/a	58870530021	23" W shelf. Holds (6) rectifiers or (3) rectifier and (3) solar converter modules. Hard-wire AC.		1 RU	For use with AC input that will be in conduit. Three left most slots can hold solar converter modules. Requires List 45 or 46.	
n/a	58870530024	23" W shelf. Holds (6) rectifiers or (3) rectifier and (3) solar converter modules. Hard-wire AC with cord clamp.		1 RU	For use in Vertiv cabinets. Three left most slots can hold solar converter modules.	
n/a	58870530025	23" W shelf. Holds (6) rectifiers or (3) rectifier and (3) solar converter modules. Molex cord connectors.		1 RU	For use with Molex AC cords. Three left most slots can hold solar converter modules.*	
n/a	58870530041	19" W shelf. Holds (5) rectifiers or (2) rectifiers and (3) solar converter modules. Hard-wire AC.		1 RU	For use with AC input that will be in conduit. Three left most slots can hold solar converter modules. Requires List 40.	
n/a	58870530044	19" W shelf. Holds (5) rectifiers or (2) rectifiers and (3) solar converter modules. Hard-wire AC with cord clamp.		1 RU	For use in Vertiv cabinets. Three left most slots can hold solar converter modules.	
n/a	58870530045	19" W shelf. Holds (5) rectifiers or (2) rectifiers and (3) solar converter modules. Molex cord connectors.		1 RU	For use with Molex AC cords. Three left most slots can hold solar converter modules.*	
n/a	58870530001	23" W shelf with (6) positions for rectifiers, solar converters and -48V to -58V or -48V to +24V converter modules. Hard-wire AC.		1 RU	For use with AC input that will be in conduit. Left three slots set up for solar converters. Right three slots set up for -48V to -58V converter modules or -48V to +24V converter modules. Requires List 45 or 46.	
n/a	58870530004	23" W shelf with (6) positions for rectifiers, solar converters and -48V to -58V or -48V to +24V converter modules. Hard-Wire AC with cord clamp.		1 RU	For use in Vertiv cabinets. Left three slots set up for solar converters. Right three slots set up for -48V to -58V converter modules or -48V to +24V converter modules.	
n/a	58870530005	23" W shelf with (6) positions for rectifiers, solar converters and -48V to -58V or -48V to +24V converter modules. -48V to -58V or Molex cord connectors.		1 RU	For use with Molex AC cords. Left three slots set up for solar converters. Right three slots set up for -48V to -58V converter modules or -48V to +24V converter modules.*	

*When using molex cords and solar converters only one solar converter can be powered per AC Cord.

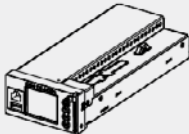
Step 10. Optional – Choose AC Cords

Select AC cords for molex AC input module shelves.

List Number	Vertiv™ Part Number	Description	Qty.	Pictorial
n/a	535232	30" long, 8 AWG, input cable assembly		
n/a	547898	6' long, 8 AWG, input cable assembly		
n/a	553202	12' long, 8 AWG, AC input cable assembly		
n/a	540946	14' long, 8/3 AWG, AC input line cord, L6-30P		
n/a	545252DCP	14' long, 8/3 AWG, AC input line cord, L5-30P		
n/a	545616DCP	6' long, 8 AWG, AC input line cord, L6-30P		

Step 11. Choose Controller

Select one, quantity of one.

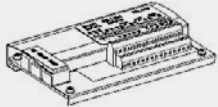




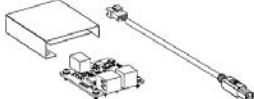



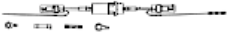



List Number	Vertiv Part Number	Description	Qty.	Notes	Pictorial
n/a	1M830BNA	NCU controller		Standard or special firmware configuration can be assigned. Distribution panel comes equipped with IB2 interface board which provides (8) programmable and mappable output relays, (8) programmable binary inputs and (2) temperature inputs.	

NetSure™ 5100 Ordering Guide

Step 12. Optional – Choose Controller Interfaces

Select if desired.

Note: Items below cannot be used with 58870530036 bulk output shelf.

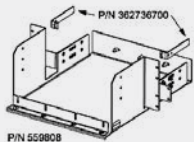
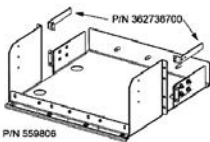
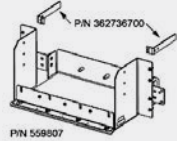
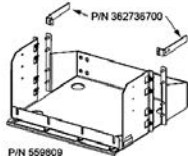
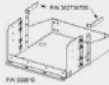
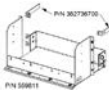
List Number	Vertiv™ Part Number	Description	Qty.	Notes	Pictorial
List 70	58213710070	EIB, extended interface board		Maximum quantity of one. Provides (5) relay outputs, (2) temperature inputs, (8) battery mid-point monitoring inputs and (3) shunt inputs. Mounts internal to the system.	
n/a	547490	SMTEMP, 8 input temperature module		Provides (8) temperature inputs. Maximum quantity of eight per system. Mounts external to power system.	
n/a	556155	Temperature probe, 3.3m, includes 0.3 m sensor		Provides temperature monitoring and alarming for battery or ambient. Battery-assigned probes provide temperature compensation and battery thermal runaway management.	
n/a	552992	Temperature probe, 10.3m, includes 0.3m sensor		Provides temperature monitoring and alarming for battery or ambient. Battery-assigned probes provide temperature compensation and battery thermal runaway management.	
n/a	04119122	10 m temperature probe extension		Provides 10 meter extension for temperature probe.	
n/a	559741	NCU controller second Ethernet port kit		Provides dual Ethernet feature - one static and one dynamic	
n/a	555877	Critical LED Kit		Illuminates for a critical alarm.	
n/a	514308	Relay Output Cable Assembly		System Side	
n/a	541309	Relay Output Cable Assembly		Customer Side	
n/a	541310	Digital Input Cable Assembly		System Side	
n/a	541311	Digital Input Cable Assembly		Customer Side	
n/a	431300200	1 amp in-line fuse pigtail kit with 3/8" ring lug		Used for connecting to battery or bus potentials for use with digital inputs on IB2 Interface board and battery midpoint/block voltage inputs on the EIB extended interface board.	
n/a	431300300	1 amp in-line fuse pigtail kit with 5/16" ring lug		Used for connecting to battery or bus potentials for use with digital inputs on IB2 Interface board and battery midpoint/block voltage inputs on the EIB extended interface board.	
n/a	535135	In-line fuse pigtail kit with splice connector, 3/8" ring lug, and 1/4" ring lug		Used for connecting to battery or bus potentials for use with digital inputs on IB2 Interface board and battery midpoint/block voltage inputs on the EIB extended interface board.	
n/a	424227900	In-line 49.9 ohm resistor pig-tail kit with 3/8" ring lug		Used for connecting to shunts for use with the EIB extended interface board and SMDU+ shunt interface board.	
n/a	424228000	In-line 49.9 ohm resistor pig-tail kit with splice connector		Used for connecting to shunts for use with the EIB extended interface board and SMDU+ shunt interface board.	
n/a	424228100	In-line 49.9 ohm resistor pig-tail kit with 5/16" ring lug		Used for connecting to shunts for use with the EIB extended interface board and SMDU+ shunt interface board.	

Step 13. Optional – Choose Battery Tray(s) & Battery Tray Accessories

Select one List 93 or List 94 and up to (4) trays as space and restrictions apply.




Select battery disconnect and lugs if required.

Note: Not to be ordered with 58870530036 bulk output shelf.

List Number	Vertiv Part Number	Amp Rating	Description	Qty.	Rack Space	Notes	Pictorial
List 93	58213710093	-	Battery tray mounting kit	-	-		
n/a	559808	-	Battery tray for front terminal batteries, max battery size 11.3" x 4.3" x 21.7" (H x W x L)	-	6 RU, 7 RU or 8 RU	For 23" W mounting.	
n/a	559806	-	Battery tray for front terminal batteries, max battery size 12.8" x 4.96" x 22.51" (H x W x L) Base of tray is 21.19" long	-	6 RU, 7 RU or 8 RU	For 23" W mounting.	
n/a	559807	-	Battery tray for front terminal batteries, max battery size 11.60" x 4.20" x 11.3" (H x W x L)	-	6 RU, 7 RU or 8 RU	For 23" W mounting. Not to be used in relay rack 562353.	
n/a	10012262	-	Battery tray for front terminal batteries, max battery size 12.74" x 4.97" x 24.30" (H x W x L)	-	8RU	For 23"W mounting	
List 94	58213710094	-	Battery tray mounting kit	-	-		
n/a	559809	-	Battery tray for front terminal batteries, max battery size 11.3" x 4.25" x 15.59" (H x W x L)	-	7 RU or 8 RU	For 19" W mounting.	
n/a	559810	-	Battery tray for front terminal batteries, max battery size 9.4" X 4.33" X 20.12" (H x W x L)	-	7 RU	For 19" W mounting.	
n/a	559811	-	Battery tray for front terminal batteries, max battery size 11.6" X 4.2" X 11.3" (H x W x L)	-	6 RU, 7 RU or 8 RU	For 19" W mounting. Not to be used in relay rack 563922.	

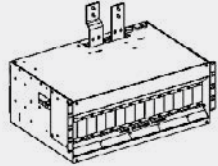
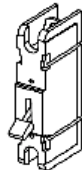
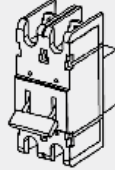
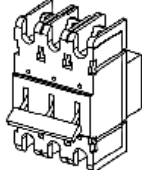
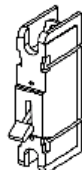
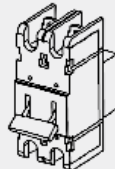
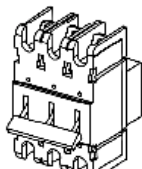
NetSure™ 5100 Ordering Guide

Step 13. (continued)

List Number	Vertiv™ Part Number	Amp Rating	Description	Qty.	Rack Space	Notes	Pictorial
n/a	559812	-	Battery tray for front terminal batteries, max battery size 12.4" X 4.3" X 22.1" (H x W x L)		8 RU	For 19" W mounting. Not to be used in relay rack 563922.	
n/a	559814	-	Single pole battery disconnect box, left side of rack		-		
n/a	559813	-	Single pole battery disconnect box, right side of rack		-		
n/a	559816	-	Two pole battery disconnect box, left side of rack		-		
n/a	559815	-	Two pole battery disconnect box, right side of rack		-		
n/a	256694300	50	Electrical/mechanical trip breaker		-		
n/a	256694700	60	Electrical/mechanical trip breaker		-		
n/a	256695100	70	Electrical/mechanical trip breaker		-	Requires battery disconnect box 559814 or 559813.	
n/a	256695500	75	Electrical/mechanical trip breaker		-		
n/a	256695900	100	Electrical/mechanical trip breaker		-		
n/a	100765	125	Electrical/mechanical trip breaker		-		
n/a	100763	150	Electrical/mechanical trip breaker		-	Requires battery disconnect box 559816 or 559815.	
n/a	121810	200	Electrical/mechanical trip breaker		-		
n/a	528234	-	2 AWG battery lug kit		-	90 degree.	
n/a	528235	-	1/0 AWG battery lug kit		-	90 degree.	
n/a	528236	-	2 AWG long tongue battery lug kit		-	90 degree.	
n/a	528237	-	1/0 AWG long tongue battery lug kit		-	90 degree.	

Step 14. Optional – Choose Hybrid Panel & Hybrid Breakers

Select one hybrid panel and up to (5) breakers. Four of the breakers can be three pole and one can be up to two poles.


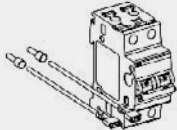
List Number	Vertiv™ Part Number	Description	Qty.	Rack Space	Notes	Pictorial
List 60	58213710060	23" W Hybrid input breaker panel		5 RU	Requires 23" W relay rack. Not to be ordered stand-alone or with the 58870530036 bulk output shelf.	
Electrical/Mechanical Trip Breakers						
n/a	123580	100A E/M breaker e/w shunt	-		Single pole breaker, 25mV shunt.	
n/a	123631	125A E/M breaker e/w shunt	-		Single pole breaker, 25mV shunt.	
n/a	123632	150A E/M breaker e/w shunt	-		Single pole breaker, 25mV shunt.	
n/a	123633	175A E/M breaker e/w shunt	-		Single pole breaker, 25mV shunt.	
n/a	123634	200A E/M breaker e/w shunt	-		Single pole breaker, 25mV shunt.	
n/a	123635	225A E/M breaker e/w shunt	-		Single pole breaker, 25mV shunt.	
n/a	123636	250A E/M breaker e/w shunt	-		Single pole breaker, 25mV shunt.	
n/a	550250DCP	300A E/M breaker e/w shunt	-		Two pole breaker, 25mV shunt.	
n/a	550251DCP	400A E/M breaker e/w shunt	-		Two Pole breaker, 25mV shunt.	
n/a	550252DCP	600A E/M breaker e/w shunt	-		Three pole breaker, 25 mV shunt.	
Electrical Trip Breakers						
n/a	516184	100A E breaker e/w shunt	-		Single pole breaker, 25mV shunt.	
n/a	516187	125A E breaker e/w shunt	-		Single pole breaker, 25mV shunt.	
n/a	516185	150A E breaker e/w shunt	-		Single pole breaker, 25mV shunt.	
n/a	516186	175A E breaker e/w shunt	-		Single pole breaker, 25mV shunt.	
n/a	516188	200A E breaker e/w shunt	-		Single pole breaker, 25mV shunt.	
n/a	516189	225A E breaker e/w shunt	-		Single pole breaker, 25mV shunt.	
n/a	516190	250A E breaker e/w shunt	-		Single pole breaker, 25mV shunt.	
n/a	550253	300A E breaker e/w shunt	-		Two pole breaker, 25mV shunt.	
n/a	550254	400A E breaker e/w shunt	-		Two Pole breaker, 25 mV shunt.	
n/a	550255	600A E breaker e/w shunt	-		Three pole breaker, 25mV shunt.	

NetSure™ 5100 Ordering Guide

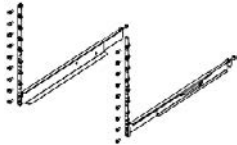
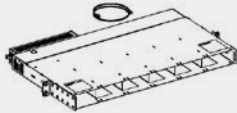
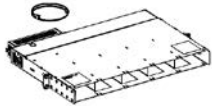
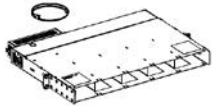
Step 15. Optional – Choose Solar Panel Disconnect Panel & Breakers

Select one or two solar panels and up to (16) breakers.

Note: Not to be used with the 58870530036 bulk output shelf.






List Number	Vertiv™ Part Number	Description	Qty.	Rack Space	Notes	Pictorial
List 61	58213710061	23" W solar input breaker panel		5 RU	Mounts below rectifier shelves or hybrid panel.	
n/a	BMV2300074/1	20A solar panel breaker		5 RU	(8) breakers per panel.	

Step 16. Optional – Choose Accessories

List Number	Vertiv Part Number	Description	Qty.	Rack Space	Notes	Pictorial
n/a	559801	Flush mounting kit for data cabinet				
List 33	58213710033	23" W field expansion shelf kit for rectifiers, solar converters and -48V to +24V DC converters		1 RU	Molex AC input. Not to be used with the 58870530036 bulk output shelf.	
List 34	58213710034	23" W field expansion shelf kit for rectifiers and solar converters		1 RU	Molex AC input. Not to be used with the 58870530036 bulk output shelf.	
List 36	58213710036	19" W field expansion shelf kit for rectifiers and solar converters		1 RU	Molex AC input. Not to be used with the 58870530036 bulk output shelf.	
n/a	562050	19" W AC cord bracket		N/A	Mounts on rear of relay rack.	
n/a	563456	23" W AC cord bracket		N/A	Mounts on rear of relay rack.	

Step 17. Order Rectifiers and Converter Modules

See user and instruction manuals for de-rating information due to temperature.

List Number	Vertiv™ Part Number	Description	Qty.	Rack Space	Notes	Pictorial
n/a	1R482000E3	High-efficiency rectifier R48-2000e3, 48 VDC, 2000 watts		1 RU	Provides 41.7 amps at 48 VDC.	
n/a	1C48582000P3	Converter, model C48/58-2000P3, -48 VDC to -58 VDC, 2000 watts peak, 1600 watts average, high efficiency				
n/a	1C48241500	High-efficiency converter C48/24-1500, -48 to +24 VDC, 1500 watts		1 RU	Provides 62.5 amps at 24 VDC .	
n/a	1S482000E3	High-efficiency solar converter S48-2000e3, 48 VDC, 2000 watts		1 RU	Provides 41.7 amps at 48 VDC .	
n/a	SXA1100035/1	Blank cover for 1 RU rectifier, converter or solar converter		1 RU	Optional cover for empty 1RU rectifier, converter or solar converter position.	

Comments

Please **SAVE** this form to your desktop. Then email the completed form to: AccountManagement.ESNA@Vertiv.com

Contact your local sales representative with questions or call 1-800-800-1280 for support.

