




















# LIEBERT® GXT4™ SELECTION GUIDE



VERTIV™/ LIEBERT MODEL NUMBER	INPUT				VA	WATTS	RACK U SPACE	OUTPUT				UPS REAR PANEL VIEW
	VOLTAGE (VAC)	CORD LENGTH	PLUG TYPE	PLUG IMAGE				VOLTAGE (VAC)	RECEPTACLE QUANTITY	RECEPTACLE TYPE	RECEPTACLE PICTURE	
GXT4-500RT120	120	10 ft	NEMA 5-15P		500	450	2	120	6	NEMA 5-15R		
GXT4-700RT120	120	10 ft	NEMA 5-15P		700	630	2	120	6	NEMA 5-15R		
GXT4-1000RT120	120	10 ft	NEMA 5-15P		1000	900	2	120	6	NEMA 5-15R		
GXT4-1500RT120	120	10 ft	NEMA 5-15P		1500	1350	2	120	6	NEMA 5-15R		
GXT4-2000RT120	120	10 ft	NEMA 5-20P		2000	1800	2	120	6	NEMA 5-15/20R		
GXT4-3000RT120	120	10 ft	NEMA L5-30P		3000	2700	2	120	6 1	NEMA 5-15/20R NEMA L5-30R"	 	



















For more information contact:

Learn More at: [www.VertivCo.com](http://www.VertivCo.com)

# LIEBERT® GXT4™ SELECTION GUIDE



VERTIV™/ LIEBERT MODEL NUMBER	VOLTAGE (VAC)	CORD LENGTH	INPUT		VA	WATTS	RACK U SPACE	OUTPUT				
			PLUG TYPE	PLUG IMAGE				VOLTAGE (VAC)	RECEPTACLE QUANTITY	RECEPTACLE TYPE	RECEPTACLE PICTURE	UPS REAR PANEL VIEW
GXT4-3000RT208	208	10 ft	NEMA L6-20P		3000	2700	2	208 or 240	2 1	NEMA L6-15R NEMA L6-20R		
GXT4-5000RT208	208/120 240/120	Hardwired; 10 ft w/ optional PODs	Terminal Block; L14- 30P w/ optional PODs		5000	4000	4	208/120 or 240/120	Hardwired (requires electrician)	Terminal Block; Various Receptacles w/ optional PODs (see sheet 2 for details)		
GXT4-6000RT208	208/120 240/120	Hardwired; 10 ft w/ optional PODs	Terminal Block; L14- 30P w/ optional PODs		6000	4800	4	208/120 or 240/120	Hardwired (requires electrician)	Terminal Block; Various Receptacles w/ optional PODs (see sheet 2 for details)		
GXT4-6000RTL630	208	10 ft	L6-30P		6000	4200	5	208 or 240	2 2	NEMA L6-20R NEMA L6-30R		
GXT4-8000RT208	208/120 240/120	Hardwired	Terminal Block		8000	7200	6	208/120 or 240/120	Hardwired (requires electrician)	Terminal Block; Various Receptacles w/ optional PODs (see sheet 3 for details)		
GXT4-10000RT208	208/120 240/120	Hardwired	Terminal Block		10000	9000	6	208/120 or 240/120	Hardwired (requires electrician)	Terminal Block; Various Receptacles w/ optional PODs (see sheet 3 for details)	